

STACKED TYPE METALLIZED POLYESTER FILM CAPACITOR^{Type} MMT/MTF

Features

MMT is a micro-miniature capacitor in stacked construction composed of ultra-thin metallized polyester film made available by our unique engineering method meet the needs of miniaturization.

- We have MTF type where oxygen-free copper wires are used as lead wires and all lead wires of MTF type are formed.

When ordering, please tell us which type you require among MTF and MTFV.

- Standardized 5.0 mm lead spacing from 0.01 to 1.0 μ F and available both in lead formed type and straight lead type for auto insertion.
- For 50V, special types are available upon request use up to 105°C.

Specifications

Temp range	-40 to +85°C (+105°C) *	Insulation resistance	C \leq 0.33 μ F 3,000M Ω or more C>0.33 μ F 1,000 Ω F or more
Voltage	50V, 63V, 100V, 250V.d.c	Endurance	85°C W.V. \times 125%, 1000hr *3 Δ C/C \pm 7%within $\tan\delta$ 0.01 or less IR C \leq 0.33 μ F 1,000M Ω or more C>0.33 μ F 300 Ω F or more
Capacitance	50V.d.c, 63V.d.c 0.010 to 3.3 μ F(E-12) 100V.d.c 0.0010 to 1.0 μ F (E-12) 250V.d.c 0.0010 to 0.22 μ F (E-12)		Damp heat
Cap. tolerance	\pm 5%(J)	Tangent of loss angle	

* () Marked temperature shows operational range when voltage is derated.

For a pitch space(F) of the taping specification, refer to "TAPING DIMENSIONS"

Style	Straight lead type		Single formed lead type	
Cap range	MMT 50V.d.c	103 to 335	103 to 335	
	MMT 63V.d.c	103 to 335	103 to 335	
	MMT 100V.d.c	103 to 105	103 to 105	
	MMT 250V.d.c	103 to 224	103 to 224	
	MTF 50V.d.c	—	103 to 335	

- Specifications of products, materials and other contents stated in the catalog are subject to change without notice.
- When using our capacitors, please consider the application contact Nissei for the any additional technical specifications relating to the limits of our performance characteristics.

STACKED TYPE METALLIZED POLYESTER FILM CAPACITOR^{Type} MMT/MTF

Dimensions(mm)

Capacitors Code	Cap(μF)	MMT 50V.dc						MTF 50V.dc						MMT 63V.dc					
		W	H	T	P	F	φd	W	H	T	P	F	φd	W	H	T	P	F	φd
103	0.010	7.3	5.0	3.2	5.0	5.0	0.5	7.3	5.0	3.2	5.0	5.0	0.6	8.0	5.0	3.2	5.0	5.0	0.5
123	0.012	7.3	5.0	3.2	5.0	5.0	0.5	7.3	5.0	3.2	5.0	5.0	0.6	8.0	5.0	3.2	5.0	5.0	0.5
153	0.015	7.3	5.0	3.2	5.0	5.0	0.5	7.3	5.0	3.2	5.0	5.0	0.6	8.0	5.0	3.2	5.0	5.0	0.5
183	0.018	7.3	5.0	3.2	5.0	5.0	0.5	7.3	5.0	3.2	5.0	5.0	0.6	8.0	5.0	3.2	5.0	5.0	0.5
223	0.022	7.3	5.0	3.2	5.0	5.0	0.5	7.3	5.0	3.2	5.0	5.0	0.6	8.0	5.0	3.2	5.0	5.0	0.5
273	0.027	7.3	5.0	3.2	5.0	5.0	0.5	7.3	5.0	3.2	5.0	5.0	0.6	8.0	5.0	3.2	5.0	5.0	0.5
333	0.033	7.3	5.0	3.2	5.0	5.0	0.5	7.3	5.0	3.2	5.0	5.0	0.6	8.0	5.0	3.2	5.0	5.0	0.5
393	0.039	7.3	5.0	3.2	5.0	5.0	0.5	7.3	5.0	3.2	5.0	5.0	0.6	8.0	5.0	3.2	5.0	5.0	0.5
473	0.047	7.3	5.0	3.2	5.0	5.0	0.5	7.3	5.0	3.2	5.0	5.0	0.6	8.0	5.0	3.2	5.0	5.0	0.5
563	0.056	7.3	5.0	3.2	5.0	5.0	0.5	7.3	5.0	3.2	5.0	5.0	0.6	8.0	5.0	3.2	5.0	5.0	0.5
683	0.068	7.3	5.0	3.2	5.0	5.0	0.5	7.3	5.0	3.2	5.0	5.0	0.6	8.0	5.0	3.2	5.0	5.0	0.5
823	0.082	7.3	5.0	3.2	5.0	5.0	0.5	7.3	5.0	3.2	5.0	5.0	0.6	8.0	5.0	3.2	5.0	5.0	0.5
104	0.10	7.3	5.0	3.2	5.0	5.0	0.5	7.3	5.0	3.2	5.0	5.0	0.6	8.0	5.0	3.2	5.0	5.0	0.5
124	0.12	7.3	5.0	3.2	5.0	5.0	0.5	7.3	5.0	3.2	5.0	5.0	0.6	8.0	5.0	3.2	5.0	5.0	0.5
154	0.15	7.3	5.5	3.5	5.0	5.0	0.5	7.3	5.5	3.5	5.0	5.0	0.6	8.0	5.5	3.5	5.0	5.0	0.5
184	0.18	7.3	5.5	4.0	5.0	5.0	0.5	7.3	5.5	4.0	5.0	5.0	0.6	8.0	5.5	3.5	5.0	5.0	0.5
224	0.22	7.3	5.5	4.3	5.0	5.0	0.5	7.3	5.5	4.3	5.0	5.0	0.6	8.0	5.5	3.8	5.0	5.0	0.5
274	0.27	7.3	6.5	4.3	5.0	5.0	0.5	7.3	6.5	4.3	5.0	5.0	0.6	8.0	6.5	4.3	5.0	5.0	0.5
334	0.33	7.3	6.5	4.8	5.0	5.0	0.5	7.3	6.5	4.8	5.0	5.0	0.6	8.0	6.5	4.5	5.0	5.0	0.5
394	0.39	7.3	7.0	5.0	5.0	5.0	0.5	7.3	7.0	5.0	5.0	5.0	0.6	8.0	7.0	5.0	5.0	5.0	0.5
474	0.47	7.3	8.0	5.5	5.0	5.0	0.5	7.3	8.0	5.5	5.0	5.0	0.6	8.0	8.0	5.0	5.0	5.0	0.5
564	0.56	7.3	8.0	5.8	5.0	5.0	0.5	7.3	8.0	5.8	5.0	5.0	0.6	8.0	10.0	4.3	5.0	5.0	0.5
684	0.68	7.3	8.5	6.5	5.0	5.0	0.5	7.3	8.5	6.5	5.0	5.0	0.6	8.0	10.0	4.5	5.0	5.0	0.5
824	0.82	7.3	9.5	6.5	5.0	5.0	0.5	7.3	9.5	6.5	5.0	5.0	0.6	8.0	11.0	5.0	5.0	5.0	0.5
105	1.0	7.3	9.5	7.5	5.0	5.0	0.5	7.3	9.5	7.5	5.0	5.0	0.6	8.0	11.0	5.3	5.0	5.0	0.5
125	1.2	10.0	9.5	5.5	7.5	5.0	0.5	10.0	9.5	5.5	7.5	5.0	0.6	11.0	10.0	4.7	7.5	5.0	0.5
155	1.5	10.0	9.5	6.5	7.5	5.0	0.5	10.0	9.5	6.5	7.5	5.0	0.6	11.0	11.0	5.0	7.5	5.0	0.5
185	1.8	10.0	11.0	6.5	7.5	5.0	0.5	10.0	11.0	6.5	7.5	5.0	0.6	11.0	11.0	5.5	7.5	5.0	0.5
225	2.2	10.0	11.0	7.0	7.5	5.0	0.5	10.0	11.0	7.0	7.5	5.0	0.6	11.0	12.0	6.0	7.5	5.0	0.5
275	2.7	10.0	13.5	7.0	7.5	5.0	0.5	10.0	13.5	7.0	7.5	5.0	0.6	11.0	13.5	6.5	7.5	5.0	0.5
335	3.3	10.0	13.5	8.0	7.5	5.0	0.5	10.0	13.5	8.0	7.5	5.0	0.6	11.0	13.5	7.0	7.5	5.0	0.5

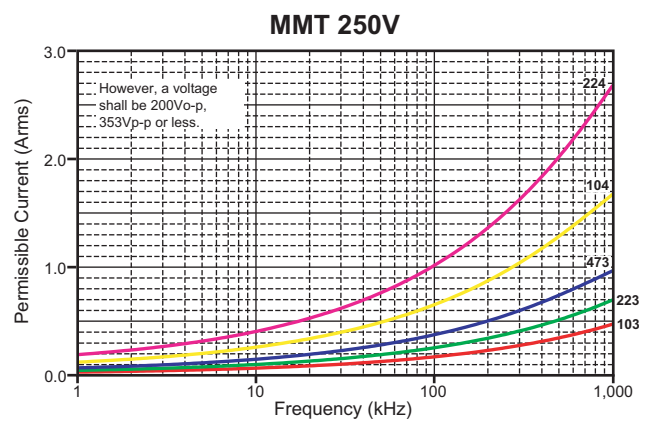
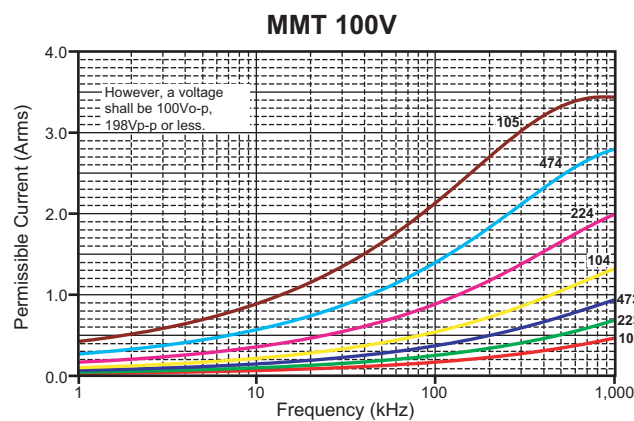
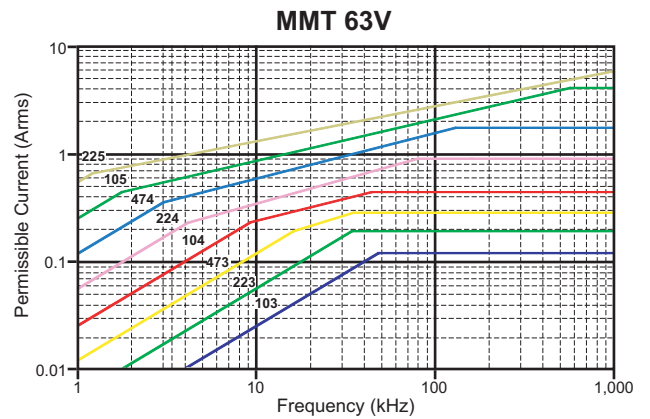
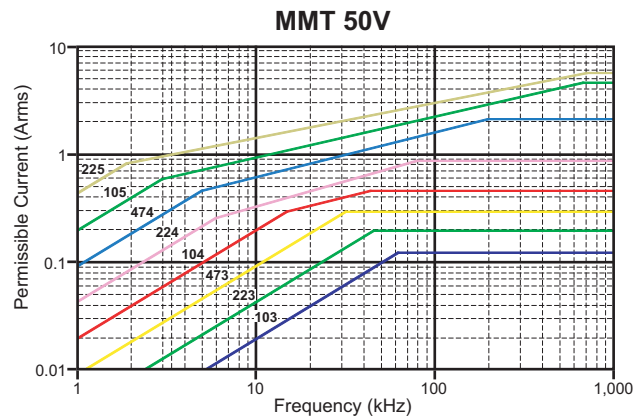
Capacitors Code	Cap(μF)	MMT 100V.dc						MMT 250V.dc					
		W	H	T	P	F	φd	W	H	T	P	F	φd
103	0.010	7.3	5.0	3.2	5.0	5.0	0.5	7.3	5.0	3.2	5.0	5.0	0.5
123	0.012	7.3	5.0	3.2	5.0	5.0	0.5	7.3	5.5	3.2	5.0	5.0	0.5
153	0.015	7.3	5.0	3.2	5.0	5.0	0.5	7.3	5.0	3.2	5.0	5.0	0.5
183	0.018	7.3	5.0	3.2	5.0	5.0	0.5	7.3	5.5	3.2	5.0	5.0	0.5
223	0.022	7.3	5.0	3.2	5.0	5.0	0.5	7.3	5.5	3.2	5.0	5.0	0.5
273	0.027	7.3	5.0	3.2	5.0	5.0	0.5	7.3	5.5	3.2	5.0	5.0	0.5
333	0.033	7.3	5.0	3.2	5.0	5.0	0.5	7.3	6.0	3.2	5.0	5.0	0.5
393	0.039	7.3	5.0	3.2	5.0	5.0	0.5	7.3	6.0	3.5	5.0	5.0	0.5
473	0.047	7.3	5.0	3.2	5.0	5.0	0.5	7.3	6.4	3.5	5.0	5.0	0.5
563	0.056	7.3	5.0	3.2	5.0	5.0	0.5	7.3	6.4	3.8	5.0	5.0	0.5
683	0.068	7.3	5.0	3.2	5.0	5.0	0.5	7.3	6.8	3.8	5.0	5.0	0.5
823	0.082	7.3	5.0	3.2	5.0	5.0	0.5	7.3	7.4	4.2	5.0	5.0	0.5
104	0.10	7.3	5.0	3.2	5.0	5.0	0.5	7.3	8.2	4.2	5.0	5.0	0.5
124	0.12	7.3	5.5	3.2	5.0	5.0	0.5	7.3	8.2	4.7	5.0	5.0	0.5
154	0.15	7.3	5.0	4.0	5.0	5.0	0.5	7.3	10.0	4.7	5.0	5.0	0.5
184	0.18	7.3	5.0	4.3	5.0	5.0	0.5	7.3	9.5	6.2	5.0	5.0	0.5
224	0.22	7.3	5.0	4.7	5.0	5.0	0.5	7.3	10.5	6.2	5.0	5.0	0.5
274	0.27	7.3	6.0	4.7	5.0	5.0	0.5						
334	0.33	7.3	6.0	5.3	5.0	5.0	0.5						
394	0.39	7.3	6.5	5.3	5.0	5.0	0.5						
474	0.47	7.3	7.5	5.3	5.0	5.0	0.5						
564	0.56	7.3	7.5	5.6	5.0	5.0	0.5						
684	0.68	7.3	8.5	5.6	5.0	5.0	0.5						
824	0.82	7.3	8.5	6.5	5.0	5.0	0.5						
105	1.0	7.3	10.0	6.5	5.0	5.0	0.5						

- Specifications of products, materials and other contents stated in the catalog are subject to change without notice.
- When using our capacitors, please consider the application contact Nissei for the any additional technical specifications relating to the limits of our performance characteristics.

Standard quantity packed in a box

STACKED TYPE METALLIZED POLYESTER FILM CAPACITOR^{Type} MMT/MTF

Characteristics of permissible current to frequency



- Specifications of products, materials and other contents stated in the catalog are subject to change without notice.
- When using our capacitors, please consider the application contact Nissei for the any additional technical specifications relating to the limits of our performance characteristics.

Standard quantity packed in a box