

ANISSEI ARCOTRONICS

Type **R46**

METALLIZED POLYPROPYLENE FILM CAPACITOR SHELF-HEALING PROPERTIES





Features

- For interference suppression, <across-the-line>
- Light and small in size
- CLASS X2

Specifications

Temp range	-40 to +110°C	
Voltage	275V.a.c, 50/60Hz	
Capacitance	0.010 to 5.6μF(E-6)	
Cap. tolerance	±20%(M)	
Tangent of loss angle	0.01 or less (at 25°C ±5°C 1kHz)	
Withstand voltage	Between terminals	1500V.a.c 1s + 2200V.d.c 1s (at 25°C ±5°C 1kHz)
	Between terminal and case	2500V.a.c 60s
Insulation resistance	C≤0.33μF 100,000MΩ or more C>0.33μF 30,000ΩF or more	
Impulse voltage	EN132400;IEC 60384-14 amendmentA1:1995 2nd Ed.'93(EN 132400)PV≤2.5kV	

Approvals

	ENEC IEC 60384-14	Class X2	File No.V4413
	CAN/CSA E384-14-95	Across-the-line	File No.1271537 (LR83890)
	UL 1414 (up to 1μF)	Across-the-line	File No.E97797
	UL 1283 (310V.a.c)	Class X2	File No.E85238
	GB/T 14472-1998 (275V.a.c)	Class X2	File CQC3001008199

UL 1414 for 250V.a.c only.

Approved according to IEC 60384-14: 1993+A1: 1995
(EN132400: 1994+A2: 1998+A3: 1998+A4: 2001).

According to IEC 60065.

(**) ENEC mark has replaced all the following European National

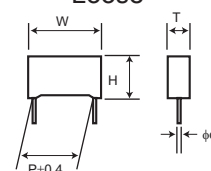
marks:



Dimensions(mm)

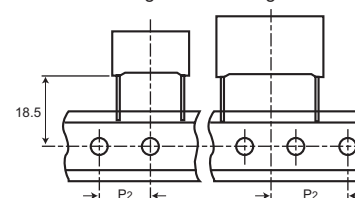
Lead/Taping configuration	Lead length (mm)	Taping style			Lead/Taping Configuration code
		P2(mm)	Fig.(No.)	Pitch(mm)	
Ammo-pack		12.70	1	10.0/15.0	DQ
Ammo-pack		19.05	2	22.5	DQ
Loose, short leads	4+0.5				JP
Loose, long leads	25-1/+2				55
	30+5				45

Loose



Taped

Fig.1 Fig.2



- Specifications of products, materials and other contents stated in the catalog are subject to change without notice.
- When using our capacitors, please consider the application contact Nissei for the any additional technical specifications relating to the limits of our performance characteristics.

ANISSEI ARCOTRONICS

Type **R46**

METALLIZED POLYPROPYLENE FILM CAPACITOR SHELF-HEALING PROPERTIES

Dimensions (mm)

Type R46	Rated Cap(*)	275 V.a.c					Max dv/dt at 390V.d.c(V/ μ s)	Parts number	Loose (pcs./Box)	
		B \pm 0.2	H+0.2/-0.3	L \pm 0.5	P \pm 0.4	ϕ d \pm 0.05			Short leads	Long leads
103	0.010 μ F	4.0	9.0	13.0	10.0	0.6	500	R46 KF 2100 — N0 M	2000	1800
153	0.015 μ F	4.0	9.0	13.0	10.0	0.6	500	R46 KF 2150 — N0 M	2000	1800
223	0.022 μ F	4.0	9.0	13.0	10.0	0.6	500	R46 KF 2220 — N0 M	2000	1800
333	0.033 μ F	5.0	11.0	13.0	10.0	0.6	500	R46 KF 2330 — M1 M	1300	1500
473	0.047 μ F	5.0	11.0	13.0	10.0	0.6	500	R46 KF 2470 — N0 M	1300	1500
683	0.068 μ F	6.0	12.0	13.0	10.0	0.6	500	R46 KF 2680 — M1 M	1000	1200
104	0.1 μ F	6.0	12.0	13.0	10.0	0.6	500	R46 KF 3100 — M1 (M)	1000	1200
103	0.010 μ F	5.0	11.0	18.0	15.0	0.6	400	R46 KI 2100 — 01 M	2000	1000
153	0.015 μ F	5.0	11.0	18.0	15.0	0.6	400	R46 KI 2150 — 01 M	2000	1000
223	0.022 μ F	5.0	11.0	18.0	15.0	0.6	400	R46 KI 2220 — 01 M	2000	1000
333	0.033 μ F	5.0	11.0	18.0	15.0	0.6	400	R46 KI 2330 — 01 M	2000	1000
473	0.047 μ F	5.0	11.0	18.0	15.0	0.6	400	R46 KI 2470 — 01 M	2000	1000
683	0.068 μ F	5.0	11.0	18.0	15.0	0.6	400	R46 KI 2680 — 01 M	2000	1000
104	0.10 μ F	5.0	11.0	18.0	15.0	0.6	400	R46 KI 3100 — M1 M	2000	1000
154	0.15 μ F	7.5	13.5	18.0	15.0	0.6	400	R46 KI 3150 — M2 M	1750	900
224	0.22 μ F	7.5	13.5	18.0	15.0	0.6	400	R46 KI 3220 — M2 M	1000	700
334	0.33 μ F	8.5	14.5	18.0	15.0	0.6	400	R46 KI 3330 — N0 (M)	1000	500
474	0.47 μ F	10.0	16.0	18.0	15.0	0.8	400	R46 KI 3470 — N0 (M)	750	500
564	0.56 μ F	11.0	19.0	18.0	15.0	0.8	400	R46 KI 3560 — N0 M	450	350
604	0.60 μ F	11.0	19.0	18.0	15.0	0.8	400	R46 KI 3600 — N0 (M)	450	350
154	0.15 μ F	6.0	15.0	26.5	22.5	0.8	200	R46 KN 3150 — 01 M	805	500
224	0.22 μ F	6.0	15.0	26.5	22.5	0.8	200	R46 KN 3220 — M1 M	805	500
334	0.33 μ F	6.0	15.0	26.5	22.5	0.8	200	R46 KN 3330 — N0 M	805	500
474	0.47 μ F	7.0	16.0	26.5	22.5	0.8	200	R46 KN 3470 — N0 M	700	500
684	0.68 μ F	10.0	18.5	26.5	22.5	0.8	200	R46 KN 3680 — M2 M	396	300
105	1.0 μ F	10.0	18.5	26.5	22.5	0.8	200	R46 KN 4100 — N2 (M)	396	300
474	0.47 μ F	9.0	17.0	32.0	27.5	0.8	150	R46 KR 3470 — 01 M	816	408
684	0.68 μ F	9.0	17.0	32.0	27.5	0.8	150	R46 KR 3680 — M1 M	816	408
105	1.0 μ F	11.0	20.0	32.0	27.5	0.8	150	R46 KR 4100 — M1 M	560	336
155	1.5 μ F	13.0	22.0	32.0	27.5	0.8	150	R46 KR 4150 — M1 M	480	288
225	2.2 μ F	14.0	28.0	32.0	27.5	0.8	150	R46 KR 4220 — M1 M	352	176
335	3.3 μ F	18.0	33.0	32.0	27.5	0.8	150	R46 KR 4330 — M2 M	256	128
475	4.7 μ F	22.0	37.0	32.0	27.5	0.8	150	R46 KR 4470 — M1 M	168	112
225	2.2 μ F	13.0	24.0	41.5	37.5	1.0	100	R46 KW 4220 — M1 M	360	216
335	3.3 μ F	16.0	28.5	41.5	37.5	1.0	100	R46 KW 4330 — M1 M	216	108
475	4.7 μ F	19.0	32.0	41.5	37.5	1.0	100	R46 KW 4470 — M1 M	192	96
565	5.6 μ F	20.0	40.0	41.5	37.5	1.0	100	R46 KW 4560 — M1 (M)	126	84
685	6.8 μ F	24.0	44.0	41.5	37.5	1.0	100	R46 KW 4680 — M1 M	108	72
106	10.0 μ F	30.0	45.0	41.5	37.5	1.0	100	R46 KW 5100 — M1 M	90	60

Rated voltage (K=275Vac)

Mechanical version and packaging (Table 1)

Tolerance: M (\pm 20%)

- Specifications of products, materials and other contents stated in the catalog are subject to change without notice.
- When using our capacitors, please consider the application contact Nissei for the any additional technical specifications relating to the limits of our performance characteristics.