


INSTALLATION INSTRUCTIONS

**AP-15T(C), APW-15T,
AP-30T(C), APC-30T,
APW-30T**

MOUNTING: The speaker is provided with a 3-way omni-directional adjustable mounting bracket. The wing nut and the lock pin allow 360 degrees rotation and 130 degrees vertical movement. Additional adjustment is provided between the bracket and speaker by means of the 1/4" bolt. For ease of installation, the base can be separated from the speaker, by removing 1/4" wing nut and locking pin.

CONNECTION: Audio source line-connection is made to the screw terminals. To insure reliability these special terminals are designed with wire retainers. Phasing is indicated throughout the communications system and attained by maintaining polarity utilizing the numbers "1" & "2" cast into the speaker housing. (#2 is recommended for positive terminal).




IMPEDANCE SWITCH SETTING: The AP-15T(C), AP-30T(c), APC-30T, APT-34T, APW-15T and the APW-30T have a built-in 7 position switch. The AP-30T-25 has a built-in 6 position switch. Both weather-sealed switches select impedance or wattage taps. The slot in the shaft without the flat indicates the switch setting in use. Desired wattage or impedance can be obtained by referring to the following table.

AP-15T(C), APW-15T					AP-30T(C), APC-30T, APW-30T				AP-30T-25		
Switch Position	100V Watts	70V Watts	25V Watts	Ohms	100V Watts	70V Watts	25V Watts	Ohms	Switch Position	25V Watts	Ohms
1	2.0	1.0	.12	5000	4.0	2.0	.25	2500	1	1.2	500
2	4.0	2.0	.25	2500	7.7	3.8	.48	1300	2	2.5	250
3	7.7	3.8	.48	1300	15.0	7.5	.9	666	3	5.0	125
4	15.0	7.5	.94	666	30.0	15.0	1.8	333	4	7.5	83
5	*	15.0	1.8	333	*	30.0	3.7	167	5	15.0	42
6	*	*	7.5	89	*	*	7.0	89	6	30.0	21
7	*	*	15.0	45	*	*	15.0	45			

* = Do Not Use This Tap On Respective Volts


CABLE STRAIN RELIEF: A strain relief for SV or zip type cable is obtained by utilizing the recess in the casting and the plastic cover. The wide slot is for SV and the narrow side for zip or 2-conductor cable.



ACCESSORIES:

CONDUIT/CABLE ADAPTORS MODEL BX-1 FOR AP-30 MODELS, BX-2 FOR AP-15 MODELS & BX-3 FOR APF MODELS

Specially design covers for conduit and armored cable connects directly into the speaker. These accessories provide additional protection to the speaker wires, and the cover, assures a tamper-proof installation and vandalism-protection.



Specifications are subject to change without notice



www.AtlasSound.com

1601 JACK MCKAY BOULEVARD ENNIS, TEXAS U.S.A. • TELEPHONE: (800) 876-3332 • FAX: (800) 765-3435

©2001 ATLAS SOUND LP

Printed in U.S.A.

JN ATS0000485

PN 373177