
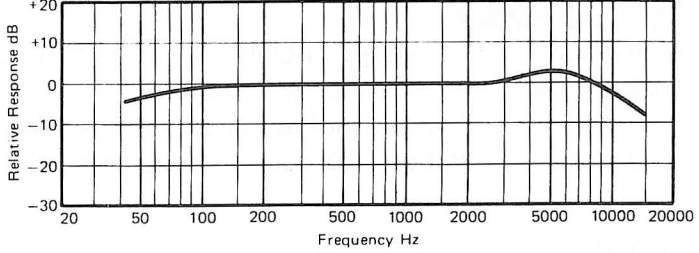
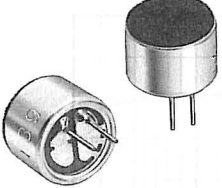
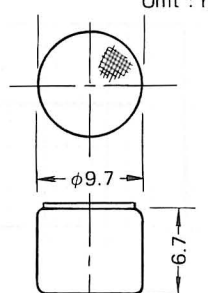
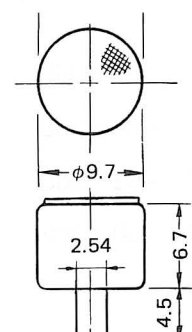
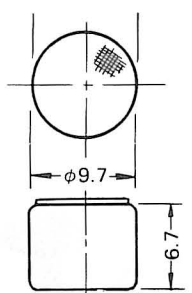

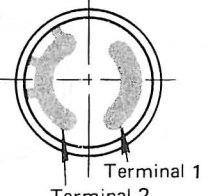
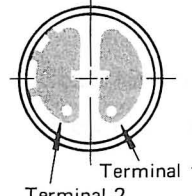
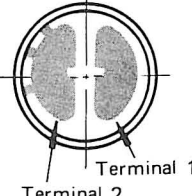
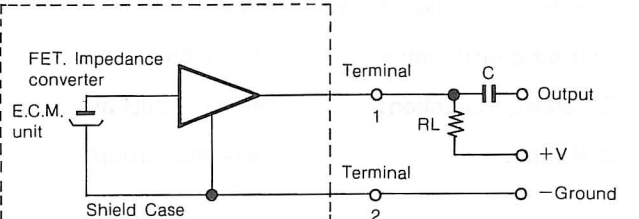


Models	Sensitivity	Typical Frequency Response Curve		
 <p>WM-034A</p>	X $-66 \pm 3\text{dB}$ Y $-62 \pm 3\text{dB}$ Z $-58 \pm 3\text{dB}$			
 <p>WM-034B</p>	X $-66 \pm 3\text{dB}$ Y $-62 \pm 3\text{dB}$ Z $-58 \pm 3\text{dB}$	<p>A type</p> 	<p>B type</p> 	<p>C type</p> 
 <p>WM-034C</p>	X $-66 \pm 3\text{dB}$ Y $-62 \pm 3\text{dB}$ Z $-58 \pm 3\text{dB}$			

\*Providing  $\pm 2\text{dB}$  deviation models in A, B and C type according to your request. Example: WM-034CY102 ( $-62 \pm 2\text{dB}$ )

Applications	Specifications
<ol style="list-style-type: none"> <li>1. Telephone and telephone answering devices</li> <li>2. Built in microphones for tape recorders</li> <li>3. Intercoms</li> <li>4. Modems for computers</li> <li>5. Completed microphones for recording, testing, and monitoring</li> <li>6. Hearing aids</li> <li>7. Sonic controlled toys and sensors</li> <li>8. Others</li> </ol>	<p>WM-034A.B.C.</p> <p>See above</p> <p>Sensitivity: (0dB=1V/<math>\mu\text{bar}</math>, 1kHz)</p> <p>Impedance: Low impedance</p> <p>Directivity: Omnidirectional</p> <p>Frequency: 20-16,000Hz</p> <p>Max. operation voltage: 10V</p> <p>Standard operation voltage: 4.5V</p> <p>Current consumption: Max. 0.8mA</p> <p>Sensitivity reduction: Within <math>-3\text{dB}</math> at 3V</p> <p>S/N ratio: More than 40dB</p>
<p>Schematic Diagram</p>	
 <p>RL=2.2k<math>\Omega</math> (External resistor)(A.B.C TYPE)</p>	