

Chain · Dor · Loc

NOT RECOMMENDED FOR OUTSWINGING DOORS



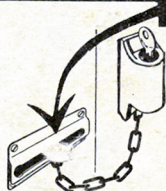
Chain-Dor-Loc STAYS ON GUARD when you're home or away.

This is the chain lock perfected for maximum protection of those you love, the things you cherish and your own personal safety.

Only CHAIN-DOR-LOC gives you all these features:

1. Children and baby sitters are safe from prowlers.
2. You can let yourself into your home though the door has been chain locked from the inside.
3. Key does not have to be removed from key-ring to unlock CHAIN-DOR-LOC.
4. Secret catch in slide automatically stops chain—cannot be pried off, slipped off, pushed off.

EXCLUSIVE SECRET CATCH IN CHAIN PREVENTS IT FROM BEING SLIPPED OFF THE SLIDE. IF CHAIN IS MOVED, IT AUTOMATICALLY JAMS.



Installing instructions for Chain-Dor-Loc

1. Install slide on door about 4½' above floor and ½" from edge of door, with enlarged end of slide toward inside of door. Fasten with screws provided.

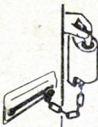
2. Install CHAIN-DOR LOC on jamb with bottom on line with slot in slide. Fasten with screws provided. Make sure screws are fully counter sunk, so as not to interfere with latch.

For metal doors and jambs, drill holes with #36 drill.




Operating instructions

1. When leaving home, insert chain in slide. Keep door slightly open and slip CHAIN-DOR-LOC latch into lock casing until engaged.



2. When entering home, open door slightly so your hand can insert key into CHAIN-DOR-LOC above casing. Turn key to permit latch to drop out. CHAIN-DOR-LOC is then released.



3. CHAIN-DOR-LOC may be engaged or disengaged inside the house by merely inserting or removing small knob from slide when latch is engaged in casing.

4. At stop, press button in to completely move to end of slide.