

# COAXIAL SWITCH TYPE Y

DATA SHEET 100

RF CIRCUIT  
ACTUATOR  
CONNECTORS  
FREQUENCY

SPDT  
\*Selective  
N, TNC, BNC  
0-11 GHz

## DESCRIPTION

The Type Y was designed by Transco to meet the requirement for a small, economical coaxial switch having good RF characteristics over a broad bandwidth (0 to 11 GHz) with 1,000,000 cycle reliability.

The two independently operating solenoids allow make-before-break or break-before-make operation. RF positions can be both on or both off simultaneously. Solenoids can be supplied normally open or normally closed so FAIL-SAFE operation is easily provided by solenoid selection. Switches may be stacked (placed one on top of the other using the same mounting screws) for multi-pole operation.

Please see below for the part number with desired (1) RF connectors and (2) schematic . . . solenoid

DESIGNED TO MEET MIL-S-3928/7


## PRODUCTS

STANDARD			SPECIAL		
P/N	SCH.	CONN.	P/N	SCH.	CONN.
11300	1	N	11100	2	N
13730	1	TNC	11200	3	N
13300	1	BNC	13710	2	TNC
			13720	3	TNC
			13100	2	BNC
			13200	3	BNC

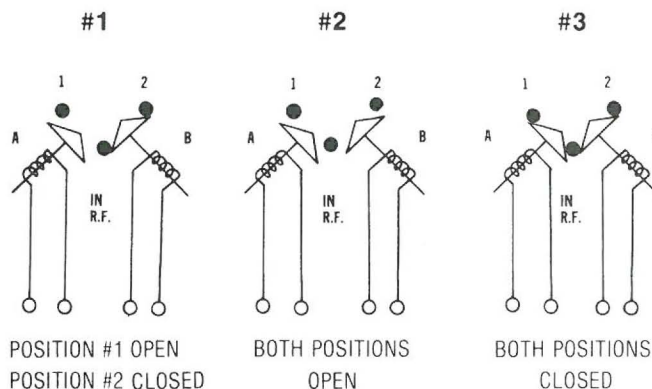
## SPECIAL CONFIGURATIONS

Type C or Type HN connectors.

\* Solenoid for each RF position.



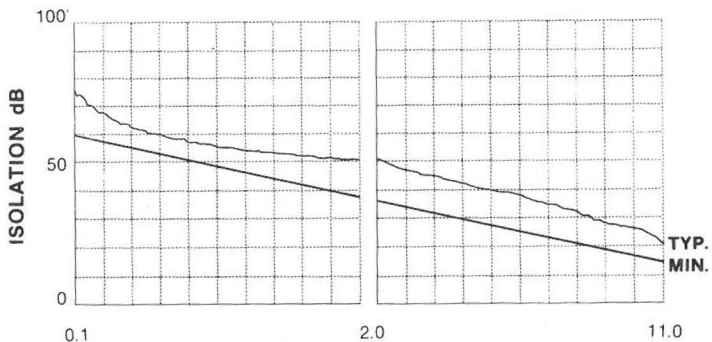
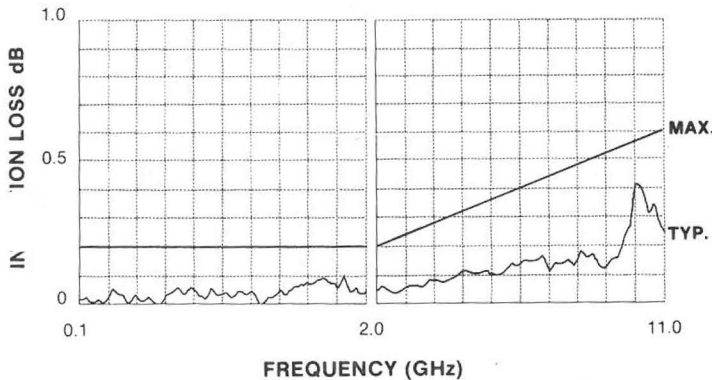
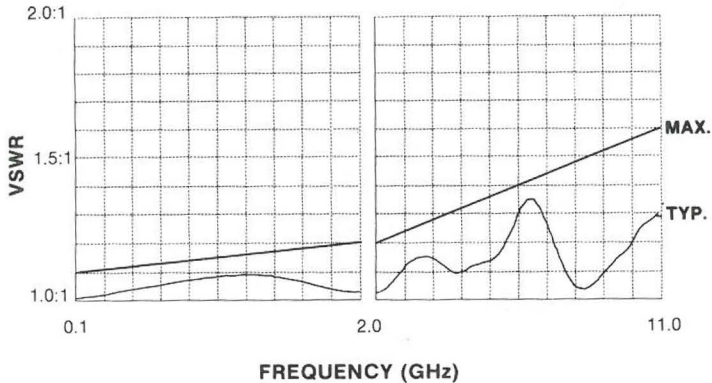
## SCHEMATICS



(All solenoids shown in de-energized position.)

## SPECIFICATIONS

Typical RF data of a production switch; computer printouts below:



<b>POWER</b>	500 watts@1 GHz 10 kW peak
<b>TEMPERATURE</b>	-54°C to 85°C
<b>VIBRATION</b>	20 g's to 500 cps
<b>OPERATING TIME</b>	10 milliseconds nominal
<b>LIFE</b>	1,000,000 operations minimum
<b>WEIGHT</b>	6 oz. max
<b>ACTUATOR VOLTAGE</b>	28 Vdc nominal
<b>RF CONNECTOR</b>	Type N, TNC, BNC
<b>MIL SPECIFICATIONS</b>	MIL-E-5272, MIL-T-5422 MIL-S-3928

<b>SOLENOID DATA</b>	<b>28 Vdc nominal</b>
<b>Rated Voltage</b>	18-30 Vdc
<b>Dropout Voltage</b>	0.5-10 Vdc
<b>Rated Current Per Coil</b>	.23 amps @ 26V
<b>Rated Power Per Coil</b>	7 watts
<b>Coil Resistance @ 20° C</b>	101-123 ohms

## DIMENSIONS

