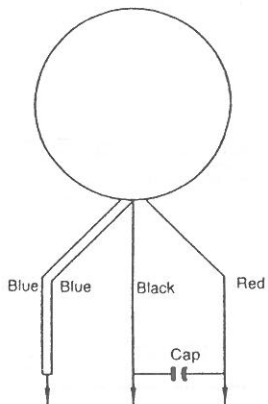


Wiring & Warranty for Hurst Motors

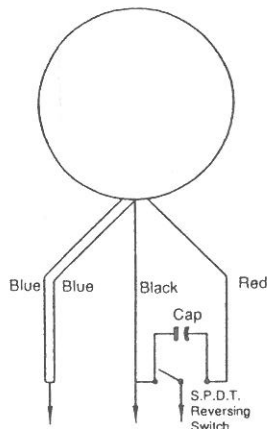
**DUAL SPEED
WIRING INSTRUCTIONS**
SERIES: PA-DUAL
PB-DUAL



Current applied to the BLUE and RED leads gives LOW speed. Switching the current to the BLUE and BLACK leads gives HIGH speed.

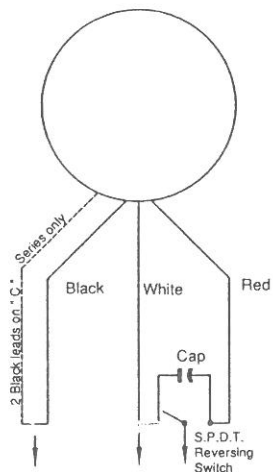
Motors are available either CW or CCW Rotation

WIRING INSTRUCTIONS
SERIES: A, AB, BA, LA, LB, LYD35, LYG35, LAD42, LAG42, LYD42, LYG42, LYD55, LYG55, PA, PB, RA, SA, SB, SBL, SC, SL, T

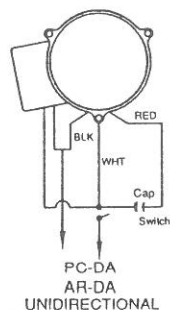
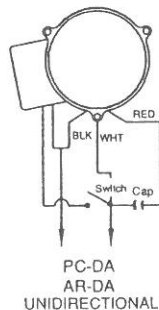


Current applied to the BLUE and RED leads gives CW rotation. Switching the current to the BLUE and BLACK leads gives CCW rotation.

WIRING INSTRUCTIONS
SERIES: C & D



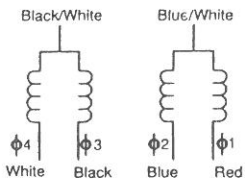
Current applied to the BLACK and WHITE leads gives CW rotation. Switching the current to the BLACK and RED leads gives CCW rotation.



LIMITED WARRANTY

Hurst Mfg., as Manufacturer, warrants its products, including but not limited to those manufactured to specifications supplied to it, for a period of one year from date of delivery to (a) distributor's vendee, or (b) purchaser other than distributor buying direct from manufacturer, as the case may be, to be free from defects in workmanship and materials. Any defect appearing more than one year from the date of delivery to purchaser shall be deemed to be due to ordinary wear and tear. Manufacturer however, assumes no risk or liability for results of the use of products purchased from it, including but without limiting the generality of the foregoing: (1) The use in combination with any electrical or electronic components, circuits, systems, assemblies or any other materials or substances; (2) unsuitability of any product for use in any circuit or assembly. Purchaser's rights under this warranty shall consist solely of requiring manufacturer to repair, or in the manufacturer's sole discretion, replace, free of charge. F.O.B. factory, any defective items received at said factory within said year and determined by manufacturer to be defective. The giving of or failure to give any advice or recommendation by manufacturer shall not constitute any warranty by or impose any liability upon manufacturer. The foregoing constitutes the sole and exclusive remedy of the purchaser and the exclusive liability of the manufacturer. All implied warranties required by law, including but not limited to the implied warranties of fitness and merchantability are limited in duration to a period of one year from the date of delivery to purchaser. In no event shall manufacturer be liable for special, incidental or consequential damage or for delay in the performance of this warranty. Some states do not allow limitations on how long an implied warranty lasts or do not allow the exclusion or limitation of special, incidental, or consequential damages so the above limitations or exclusions may not apply to you. This warranty gives you specific legal rights and you may also have other rights which vary from state to state. In the event you have any questions concerning use and care of the product or concerning performance of this warranty, please write to Hurst Mfg., 1551 E. Broadway, Princeton, IN 47670

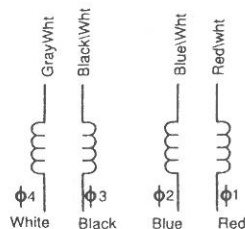
**Stepping Motor Hook-up:
6 Lead Unipolar Windings**



Switching Sequence

phi 4	phi 3	phi 2	phi 1
Wht	Blk	Blu	Red

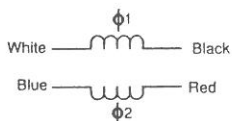
**Stepping Motor Hook-up:
8 Lead Unipolar Windings**



Switching Sequence

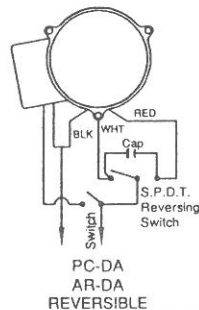
phi 4	phi 3	phi 2	phi 1
Wht	Blk	Blu	Red

**Stepping Motor Hook-up:
4 Lead Bipolar Windings**



Switching Sequence

phi 1	phi 2
Wht	Blk
Blu	Red



SERIES: BLDC

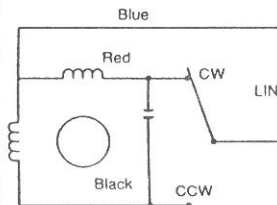
PIN #	FUNCTION
1	PHASE A
2	PHASE B
3	PHASE C
4	MOTOR CASE
5	VCC
6	GROUND
7	COMM S2
8	COMM S3
9	COMM S1
* 10	ENCODER A
* 11	ENCODER B

* APPLIES TO ENCODER MODELS ONLY

CW ROTATION (VIEWING FROM SHAFT END)

S1	1	1	1	0	0	0
----	---	---	---	---	---	---

**SERIES: KS, KN, & KH
CONNECTION DIAGRAM**



DIRECTION OF ROTATION SHOWN FACING SHAFT