

SWITCHING SEQUENCE CHART I

FOUR-STEP INPUT SEQUENCE (FULL-STEP MODE)

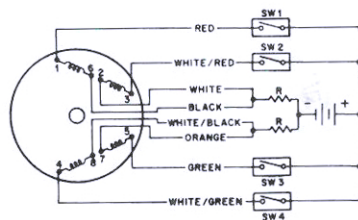
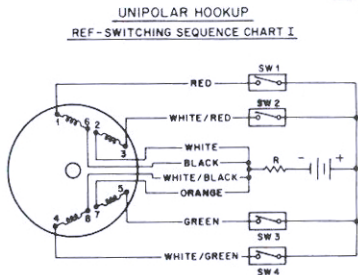
STEP	SW 1	SW 2	SW 3	SW 4
1	ON	OFF	ON	OFF
2	ON	OFF	OFF	ON
3	OFF	ON	OFF	ON
4	OFF	ON	ON	OFF
1	ON	OFF	ON	OFF

EIGHT-STEP INPUT SEQUENCE (HALF-STEP MODE)

STEP	SW 1	SW 2	SW 3	SW 4
1	ON	OFF	ON	OFF
2	ON	OFF	OFF	OFF
3	ON	OFF	OFF	ON
4	OFF	OFF	OFF	ON
5	OFF	ON	OFF	ON
6	OFF	ON	OFF	OFF
7	OFF	ON	ON	OFF
8	OFF	OFF	ON	OFF
1	ON	OFF	ON	OFF

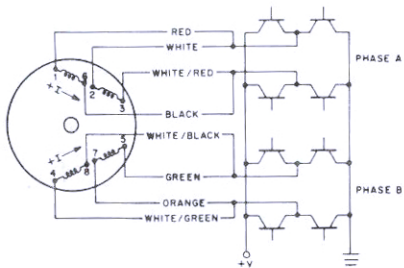
NOTES:--

- 1) ROTATION IS CW AS VIEWED FROM NAMEPLATE. FOR CCW ROTATION READ UP FROM BOTTOM OF CHARTS I AND II.

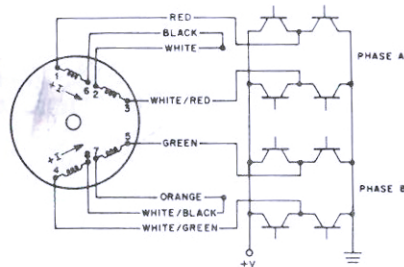


8 LEAD MOTORS

BIPOLAR (PARALLEL) REF-SWITCHING SEQUENCE CHART II



BIPOLAR (SERIES) REF-SWITCHING SEQUENCE CHART II



SWITCHING SEQUENCE CHART II

FULL STEP (TWO PHASE ON) ENERGIZING SEQUENCE

STEP	PHASE	
	A	B
1	+1	+1
2	-1	+1
3	-1	-1
4	+1	-1
1	+1	+1

FULL STEP (ONE PHASE ON) ENERGIZING SEQUENCE

STEP	PHASE	
	A	B
1	0	+1
2	-1	0
3	0	-1
4	+1	0
1	0	+1

HALF STEP PHASE ENERGIZING SEQUENCE

STEP	PHASE	
	A	B
1	+1	+1
2	0	+1
3	-1	+1
4	-1	0
5	-1	-1
6	0	-1
7	+1	-1
8	+1	0
1	+1	+1